

GCSC Safety Connection

Providing Training Solutions to Industry

AUGUST 2021

20TH ANNUAL CONTRACTOR'S SAFETY EXCELLENCE **AWARDS BANQUET**

SAVE THE DATE

Save the date for Gulf Coast Safety Council's 20th Annual Contractor's Safety Excellence Awards Banquet. We're excited to host the Awards Banquet in person again in April 2022 at the Edward A. Dufresne Community Center.

"You are your own last line of defense in safety. It all boils down to you."

- Kina Repp



THURSDAY, APRIL 28, 2022

5:30-6:30pm RECEPTION

6:30-8:30pm DINNER & REWARDS

Inside This Issue:

Awards Banquet	1
Safety Article	2
Employee Spotlight	4
NFPA	5
Trenching & Excavation	6
STEP	7
Site Safety Audits	8





Did they
choose to be
safe?

You be the
Judge.

EVERYONE GOES HOME

Just as you have the choice to wake up each day with a positive outlook, you can choose to do things safely, both at home, and at work. Unfortunately, some choices are made with considerable risk, and the activity results in a significant injury.

In the United States, the 14-year average for annual workplace fatalities is 6,030. However, only a small percentage of workplace events are fatal. Another 4,300,000 nonfatal workplace injuries and illnesses occur each year. Manufacturing, health care, and retail trade lead the industries contributing to these statistics.

These failures, and I don't know what else to call them, are the shared responsibility of governments, business owners and management, and workers. Each has to consciously choose safety.

The Occupational Safety and Health Administration (OSHA) was created in 1970 to lead the charge for regulating and enforcing workplace safety and health for businesses engaged in interstate commerce. Since then, annual workplace fatalities are down by 60%, while annual occupational injury and illness rates have fallen by 40%.

Regulations create awareness that is otherwise diluted or missing, but the reduction in injuries is directly related to everyone choosing to take a safe approach with all activities. Strangely enough, the worker most likely to be harmed may choose to circumvent a safety system.


"SAFE" -- YOU CHOOSE

Amazingly, more experienced workers, who should be completely aware of the danger of violating a safety rule, are entirely too often the ones to think the safety system rules don't apply to them, at least not for a minute or two. They reach into a machine to get something. They decide not to follow the lockout/tagout procedure for a quick climb into a protected area. When newer employees witness those behaviors without subsequent harm, they've learned a false lesson about their own safety.

The decision to violate safety systems is a choice to be unsafe. Roofers working on pitched roofs are required to wear safety harnesses, yet many do not. Construction workers grinding or cutting stone are required to wear safety glasses, yet many do not.

While government, owners and management and workers all share responsibility for safety failures, it is the worker who gets hurt who pays the greatest price. For others it may be a cost/benefit decision. For you, it's life, injury, illness or death.


Protect yourself.
C H O O S E S A F E T Y .
Every time.



Did they choose
to be safe?

You be the
Judge.

EMPLOYEE SPOTLIGHT



KAYLA
CAILLOUET

CUSTOMER SERVICE
REPRESENTATIVE

GET TO KNOW KAYLA

Describe some of your responsibilities?

Scheduling/checking in trainees for courses, verifying test scores, maintaining surveillance in CBT lab, basic clerical duties, approving social security verifications, assisting with billing and accounts receivables.

How long have you been with GCSC?

A year and a half

What is your favorite GCSC event & why?

Well, due to COVID, I unfortunately have not had the pleasure to attend any GCSC events. However, I am super excited to attend our Christmas party and spend some time outside of work with the work family!

Favorite activities to do when you're not working?

I love spending time with my 4 fur children and family, binge watching movies, and I've been on a home renovation kick which I've really been enjoying!

Favorite Food?

Breakfast food. Pancakes, bacon, eggs, hashbrowns, I want it all! But I must add that it is my most favorite at night!

Three words to best describe you?

Dependable, honest, optimistic

If you won the lottery, what is the first thing you would buy?

I'd buy a home with acres of land to adopt and rescue tons of four-legged fur babies and provide them all with the best life and all the love that I can!

Something most people would not know about you?

Although I am born and raised here in Louisiana and my dad is a fisherman of all sorts, I strongly dislike seafood.

Who inspires you?

My parents for sure. Each of them have the most beautiful heart that I have ever known. They have taught and still teach me to always lead with love and compassion.

Favorite Quote?

Keep your face always towards the sunshine, and shadows will fall behind you.

NFPA 70E®

Standard for Electrical Safety in the Workplace® CBT TRAINING

NFPA 70E® - Standard for Electrical Safety in the Workplace®, is the benchmark publication for employees who work with and around electricity. NFPA 70E® is used to train employees on a variety of topics to aid qualified employees who may be exposed to hazards associated with electricity. Injuries and fatalities resulting from shock, electrocution, arc flash, and arc blast can be avoided by following the guidelines detailed in NFPA 70E®. This training also helps employees and employers meet requirements found in OSHA 1910 General industry Subpart S, and OSHA 1926 Construction, Subpart K.



08NFP701

NFPA 70E Module 1

1.5hrs

\$35.00 MEMBERS

\$40.00 NON-MEMBERS

08NFP702

NFPA 70E Module 2

1.5hrs

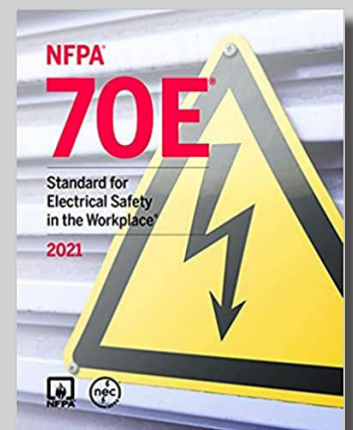
\$35.00 MEMBERS

\$40.00 NON-MEMBERS

This Computer Based Training includes the latest updates and recommendations for NFPA 70 E, Electrical Safety Standards for Electrical Safety in the Workplace. The presentation is divided into two modules. The first module of the presentation will cover the purpose of Article 90 along with information for Chapter 1 of the NFPA standard. The second module of this presentation will cover Chapters 2 and 3 regarding safety related maintenance requirements and requirements for special equipment.



**INSTRUCTOR-LED
VERSION COMING
SOON!**



TRENCHING & EXCAVATION COMPETENT PERSON

MEMBERS \$145.00
NON-MEMBERS \$165.00
5 Hours
Call to Schedule

Through the effective use of 12 measurable objective topics and student activities we raise the level of learning beyond mere knowledge transfer. Additionally, the student will be able to analyze and evaluate how that knowledge was applied and will be able to take that information and synthesize new ways to do it better next time.

STUDENT ACTIVITY HIGHLIGHTS

811 Call	Soils Analysis Checklist
Competent Person Video	Slope Calculator Exercise
Soil Classification Practice	Protective Systems Selection


AGENDA

1. Objectives
2. Definitions
3. Violations & Citations
4. Competent Person: Elements of Understanding
5. Hazards
6. Employee Training
7. Pre-Planning
8. Soil Classification
9. Basic Requirements
10. Inspections
11. Protection Options
12. Safe Work Practices
13. Emergency Situation

OBJECTIVES

Upon completion of this course the participant will be able to:

- » Define terms associated with T&E
- » Describe the duties of a Competent Person
- » Examine statistical data in order to manage the T&E project at hand
- » Explain training related elements of T&E to employees
- » Develop a pre-plan for the T&E project
- » Test soil composition
- » Classify the type of soil
- » Identify T&E hazards and take corrective action to eliminate them
- » Explain the basic requirements of T&E work
- » Inspect the T&E project on a regular basis
- » Explain Safe T&E Work Practices



SUPERVISORY TRAINING EDUCATION PROGRAM

STEP

\$250.00 MEMBERS
\$300.00 NON-MEMBERS
2 Day

Company leaders continuously evaluate employees to determine strengths and advancement opportunities. It is, perhaps, the primary technique in determining eligibility for increases in pay, positional promotions, etc. However, all too often company leaders promote their best, most loyal, safety minded employee to fill supervisor positions even if he/she lacks supervisory experience. Why not pre-plan these strategic moves and have those employees attend GCSC's Supervisory Training Education Program (STEP)? This program will teach existing and/or new supervisors how to best supervise their employees and develop a management style that will ensure their success as a supervisor.

SEPTEMBER 9TH & 10TH

Check-in between 6:30-7:00am | Class begins at 7:00am

2 Days (7:00am-3:00pm)

Breakfast & Lunch provided

Gulf Coast Safety Council - St. Rose, LA

Register at www.mygcsc.com

This course is offered for current front-line supervision and future potential employees being considered for supervision.

After completing this 2-day course, students will:

- » Understand the value and philosophy of supervision and leadership responsibilities
- » Receive the knowledge and skill to be an effective communicator
- » Learn the art of influencing and changing behaviors through coaching and discipline
- » Understand how conducting a thorough accident/incident investigation is an essential component of being an effective manager/supervisor
- » Understand how to set expectations and effectively manage safely



NOW OFFERING SITE SAFETY AUDITS

Workplace safety audits are conducted to identify health, safety, and fire hazards at a variety of locations.

Our audit team provides evaluations that not only help keep your employees working safely, but also provide insightful information that helps keep your company in compliance with OSHA standards.

Whether you are an owner or a contractor, we can assist you in protecting your valuable assets by providing a safe and healthy workplace.



CALL FOR PRICING



**Gulf Coast
Safety Council**

CORPORATE:

170 James Drive East • St. Rose, LA 70087
Phone: 504.469.7787 • Fax: 504.469.7588

BILOXI:

920 Cedar Lake Rd., Suite C2 • Biloxi, MS 39532
Phone: 228.396.1645 • Fax: 228.354.8574